



**Ruth Miskin
Training**



**Parent Meeting
Introduction to Read Write Inc.**

Horripilation
Onychocryptosis
Veisalgia
Borborygmus
Sphenopalatine ganglioneuralgia

Horripilation - goosebumps - **horr/ipi/lation**


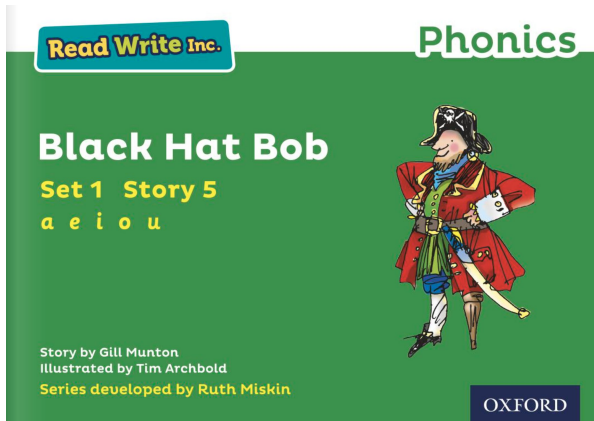
Onychocryptosis - ingrown toenails -
ony/cho/cryp/tosis

Veisalgia - hangover - **vey/sal/jia**

Borborygmus - rumble tummy -
bor/bor/ig/mus

Sphenopalatine ganglioneuralgia - brain freeze
- **speno/pal/ateen ganglion/er/aljia**

Who is Read Write Inc. for?



- 3 Quick as a flash, Big Malc grabs a Jon-Z DVD and runs off. He runs to Snatch Smith's flat. (Snatch Smith is his best pal.)



"Look at this, Snatch," he brags.

- 4 Big Malc and Snatch look in the DVD box.

"But it's empty!" says Big Malc.

"All the DVD boxes in shops are empty!" says Snatch. "The DVDs are kept in the back!"



"Why's that, then?" says Big Malc.

"So that they don't get nicked!" says Snatch.

- 5 And then, last spring, Big Malc did all that stuff with the choccy eggs.

(He got them off the back of a lorry. A hundred choccy eggs in pink boxes with ribbons on. He is planning to sell them.)



Progress groups

- Group children by phonic stages.
- Teach to the group's challenge level.
- Re-assess all children every half term.

One-to-one tutoring – ‘keep up, not catch up!’



What is phonics?

Sounds

mat

ship

Graphemes

*demonstrate, containing, roamed, trivial,
injured, whimper*

English alphabetic code

- 44 sounds
- 26 letters
- Over 150+ graphemes (letter combinations)

One of the most complex alphabetic codes in the world.

Speed Sounds Set 1 and Set 2

Consonant sounds stretchy

f	l	m	n	r	s	v	z	sh	th	ng
										nk

Consonant sounds bouncy

b	c	d	g	h	j	p	qu	t	w	x	y	ch
	k											

Vowel sounds – bouncy

a	e	i	o	u
---	---	---	---	---

Vowel sounds – stretchy

ay	ee	igh	ow
----	----	-----	----

Vowel sounds – stretchy

oo	oo	ar	or	air	ir	ou	oy
----	----	----	----	-----	----	----	----

Sound pronunciation guide

Speed Sounds Set 3

Consonant sounds

f	l	m	n	r	s	v	z	sh	th	ng
ff	ll	mm	nn	rr	ss	ve	zz	ti		nk
ph	le	mb	kn	wr	se		s	ci		
					c		se			
					ce					


b	c	d	g	h	j	p	qu	t	w	x	y	ch
bb	k	dd	gg		g	pp		tt	wh			tch
	ck				ge							
	ch				dge							

Vowel sounds

a	e	i	o	u	ay	ee	igh	ow
	ea				<u>a-e</u>	<u>e-e</u>	<u>i-e</u>	<u>o-e</u>
					ai	y	ie	oa
						ea	i	o
						e	y	

oo	oo	ar	or	air	ir	ou	oy	ire	ear	ure
<u>u-e</u>			oor	are	ur	ow	oi			
ue			ore		er					
ew			aw							
			au							

Sounds + blending = word reading



sat

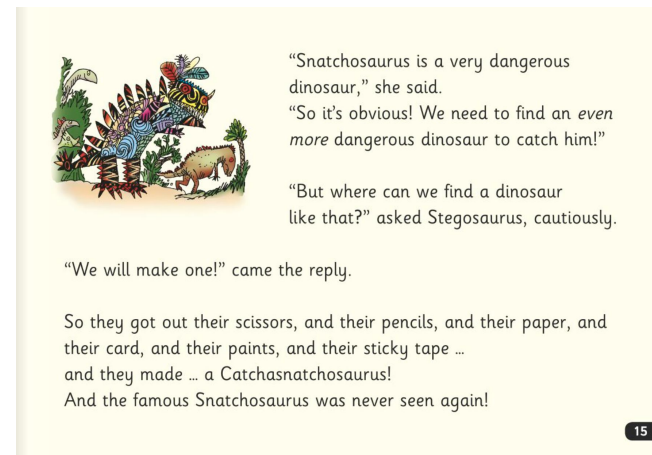
Meet Fred



Teach spelling using Fred Fingers



Daily Reading



'Special Friends', 'Fred Talk'

1.6

ship

Black Hat Bob

Black Hat Bob
is on his ship.

This is his peg leg.



Red Words

I

said


This is Red Hat Rob.



“I will grab that cash box,” he said.

Which books will children bring home?



 **Read Write Inc. Phonics eBook Library**


[Home](#)

Welcome to the Read Write Inc. Phonics eBook Library.
Here you'll find eBooks of the core Storybooks for Read Write Inc. Phonics, from the Sound Blending books to Grey level. There are also two non-fiction eBooks for each level, from Green to Grey. Click the resources tab to explore the collection, or download our [overview chart](#) for a full list.

You can assign these eBooks for pupils to read at home after the 'third read' of the book in class.

Ready to get started? Find out how to [set up individual student logins](#) and more on our [support site](#).

Not subscribed yet? Find out how to [subscribe to the Read Write Inc. Phonics eBook Library](#).



This book is too easy for you!"
but instead say "I love how
well you can read this book!"

Virtual Classroom films



How do I use the Virtual Classroom?

- 1.** Set aside some time to watch a film with your child each day.
- 2.** Find a quiet space for your child to watch the film on a laptop or tablet.
- 3.** Praise your child as they join in with the lesson – make it fun!

The more they practise using these films, the quicker they'll learn to read.

What can I do?

- 1.** Use pure sounds rather than letter names.
- 2.** Use Fred Talk to help your child to read and spell words.
- 3.** Listen to your child read their Storybook every day.
- 4.** Watch the Virtual Classroom films together.
- 5.** Read stories to your child every day.

Further information from school

1. Progress will be shared with you during parent consultations
2. You can contact class teachers before then - they can always pass on to me if needed
3. Year 1 parents will have a separate information evening about the Phonics Screening check in the Summer Term.

Free Video Tutorials (ruthmiskin.com)

[Back](#)

Parents

[A A A](#)

Read Write Inc. Phonics - Learning to read at home

Parents films

The films below show parents and carers how we teach children to read and write with *Read Write Inc. Phonics*.

If your child is in a school that teaches *Read Write Inc.* or if you have bought a parent pack, the films will help you and your child practise together at home.

If you have a question for us, please get in touch via our [Facebook](#) or [Twitter](#) pages and subscribe to our [YouTube](#) channel.



Online resources available

Ruth Miskin Parents' Page:

<https://www.ruthmiskin.com/parents/>

Ruth Miskin Facebook:

<https://www.facebook.com/miskin.education>

Free e-books for home reading:

<http://www.oxfordowl.co.uk/Reading/>

Any questions?



Reading feeds the imagination, it expands horizons and offers new and exciting ways of seeing and making sense of our lives and of the world around us.

Michael Morpurgo